

LINKS to RESOURCES

SUPPLY LISTS

SIGN/Sign-up Printables

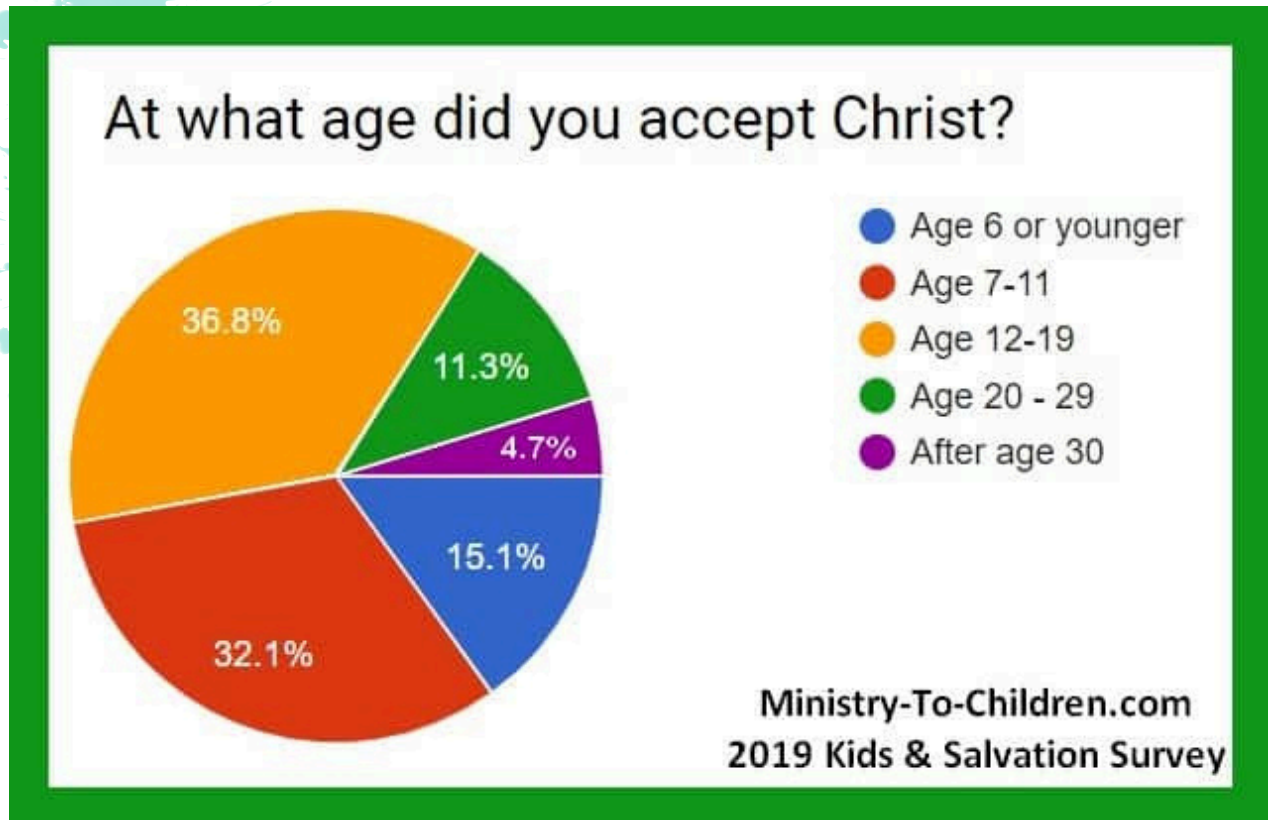
Youth Outreach Starter Kit

For Church Groups and Volunteers
of All Ages

Go into all the world... Matthew 28:19

By Leslie Bailey
www.go4missions.com

Why is Outreach Vital?



Surveys say that only one fourth of believers come to Christ after the age of 21.

This is a staggering reality we must face.

Let's make evangelism a primary goal in our churches, children's ministries and outreaches.

Ask God for your strategy as you partner with Him for the sake of the Gospel.

This resource will help you train, prepare and launch an outreach team.

Who Is This Resource For?

Churches, bible study groups, and believers confident in sharing the gospel. Even if you're not confident, don't worry - videos to help you are down below!

For this outreach experience, your team needs
at least 10-12 volunteers.

Post leaders/volunteers at each table to ensure the efficiency and safety of the activities.

Plan for 2-3 hours for your outreach and allow extra time to set up/clean up. You may choose a park, a church parking lot, the beach, or anywhere you are allowed to set up your tables and enjoy the community grounds freely.

What is in This Resource?

- Practical, budget-friendly checklists with essentials and options for your outreach.
- Instructions for 4 tables (Hotdogs, face-paint, games, and Bibles)
- Links to resources
- Sign-up page and Outreach signs to print
- Extra outreach ideas for Valentines, Easter, Back-2-School, fall, Christmas and a birthday party outreach

Note to the Outreach Leader:

Prepare your volunteers to engage the community kids/adults/teens with the Gospel.

Watch this [video resource](#) for learning a simple method of sharing the gospel through "3 Circles."

It only takes 3-4 minutes to share this with someone.

During your outreach prep you can train your volunteers to share the gospel with this video.

"3 Circles" is very reproducible and can be very effective.

Be sure to practice how to lead someone to Christ after the 3 Circles are shared.

Here is a more descriptive video about the 3 Circles method with follow-up questions.

Materials Needed for your first outreach at the park:

Tip: To Easily access links, “right click” on a link and choose to open in a new tab!

1) Hotdog Serving Area 🍔🌭

- 2-3 sturdy 6-ft tables (or 2 large folding table)
- Pop-up canopy or shade (unless your park has a pavillion)(optional but helpful)
- A sign that says “FREE HOTDOGS, WATER, PRAYER” (included in this kit, to print and laminate, for a volunteer to hold for cars driving by or post/tape to your table)
- About 150 hotdogs, buns, large ketchup and mustard, paper boats, 1 paper towel roll, 2 trash bags
- 2 coolers with ice: one for cold food and one filled with water bottles and ice
- Serving equipment: Small grill, pan with a lid for cooked hotdogs to stay hot, tongs and food service gloves to serve them with
- Individually wrapped snacks to pass out: chips, fruit-snacks, cookies
- First aid kit

Volunteers needed for serving:

- 2- 3 volunteers for food tables, grilling hotdogs, etc
- 2 outgoing volunteers greeting and guiding and helping participants
- 2-4 volunteers inviting and talking to passersby and park goers
- 2 prayer partner volunteers, to be available to talk to and pray with participants

2) Face-Painting Table

Tip: To Easily access links, “right click” on a link and choose to open in a new tab!

- Paint set (non-toxic and water-based) and extra brushes and sponges
- 1 Table and chairs, or a picnic table
- Mirror for the children to see the artwork
- Table cover
- Baby wipes
- Containers with water for washing brushes
- Sanitizing wipes and hand sanitizer
- 2-3 Volunteers needed

Designate 1 main artist and 1-2 helper volunteers.

Go-to simple designs: butterfly, kitty, superhero mask, paw print, rainbow, lion and tiger face, fire

For your first time, I suggest you practice and watch Youtube videos to learn how to do face-painting well.

3) Games & Outdoor Activities (Budget-Friendly) 🏃 ⚽

Tip: To Easily access links, “right click” on a link and choose to open in a new tab!

4-6 Volunteers needed to organize games

- Equipment (multi-use and borrow-friendly)
- Jumping/throwing gear:
- 4–6 balls (soccer, kickball, dodgeball),
- 4–6 frisbees
- Activity props: 6–8 hula hoops, 12–20 bean bags
- Cones for marking lanes and stations (20+)
- Chalk for drawings/field games (large sidewalk chalk)
- Chalk and mark off your gaming areas if possible

Game ideas:

(some are linked to Amazon for easy purchase)

- Ring toss Ages 3-10
- Obstacle course (timed or fun) Ages 3-5
- Water sponge relay Ages 6-10
- Capture the flag (bandanas) Ages 9-12

Prizes & give-aways:

- Stickers
- fruit-snacks
- bubbles
- fidget soccer balls,
- fidget spinner 100ct

Please consider:

- Safety & supervision
- Hydration station (water + cups)
- Shade area, bug spray and sunscreen
- First aid kit on-site
- Sufficient adult supervision per activity (ratio depends on age)
- Clear boundary rules and emergency plan

4) The BIBLE Table

Tip: To Easily access links, “right click” on a link and choose to open in a new tab!

Let's not forget the most important part and the reason you are on outreach in your community!

- 2-3 Volunteers need to be stationed at the table Introduce yourself and say this “Everything you see here is free, do you have a Bible at home? Would you like one today? Would you like to pick out a bracelet?” “Can I pray for you today?” If the person seems lost, ask “Can I share the gospel with you through the 3 Circles?”
- Learn the “3 Circles” for kids and practice on one another before the day of your outreach
- 1 6ft folding table
- Stretchy black table cover
- “Jesus Loves You” Bracelets
- Bible Tracts to help you share the Gospel
- Bibles and devotionals for kids/teens/adults (You can collect these from your local resale store and ask for these donated books from your church.)
- Cover your outreach in prayer every day before as a part of preparation.

Your prayer may sound like mine but use your own words!

Lord God, would you prepare my heart to be a vessel for your glory. Please use me for your Kingdom purposes and let me be a light that shines in the darkness. Will you bring to the outreach those who need to know you, need encouragement and community to surround them with your love? We dedicate this time and these resources for You. Have you way, Holy Spirit. In Jesus Name, Amen.



SUMMER



OUTREACH



Volunteers needed



Games

Face-painting

Serving hotdogs



FOR ALL AGES



Join In and Make an

Impact in the Community!

DATE:

CONTACT:

Back-2-School

OUTREACH



Volunteers needed

Games

Face-painting

Serving hotdogs

FOR ALL AGES



Join In and Make an

Impact in the Community!

DATE:

CONTACT:





Birthday



OUTREACH

Volunteers needed



Games

Face-painting

Serving hotdogs



FOR ALL AGES



**Join In and Make an Impact
in the Community!**

DATE:

CONTACT:



Fall/Harvest

OUTREACH

Volunteers needed

Games

Face-painting

Serving hotdogs

FOR ALL AGES

**Join In and Make an Impact
in the Community!**



DATE:

CONTACT:

Christmas OUTREACH



Volunteers needed



FOR ALL AGES



Join In and Make an

Impact in the



Community!

DATE:
CONTACT:



Valentine's OUTREACH



Volunteers needed



FOR ALL AGES



Join In and Make an
Impact in the Community!

DATE:

CONTACT:

Additional Resources for Multiple Outreaches Throughout the Year

Tip: To Easily access links, “right click” on a link and choose to open in a new tab!

A Back-to-School Outreach

- *Jesus loves me pencils*
- *Jesus bracelets*
- *Craft activity*
- *Bubbles*
- *Stickers*
- *Goodie bags/back2school*

A Fall/Harvest Outreach

- *Fall craft activity*
- *Jesus stickers*
- *Bookmarks*
- *Bible tracts*

Small things not intended for children under age 3.

A Christmas Outreach

Tip: To Easily access links, “right click” on a link and choose to open in a new tab!

- *Nativity bookmarks* to color
- *Nativity ornaments*
- *Crayola markers*
- *Bible tract*

A Birthday Party Outreach

- *Pullback cars*
- *Goodie bags*
- *Fidget toys*
- *Fidget balls*
- *Sidewalk chalk*
- Serve cupcakes!

A Valentine Outreach

Tip: To Easily access links, “right click” on a link and choose to open in a new tab!

- *Jesus loves you - stickers*
- *Heart goodie bags*
- *Heart shaped Jesus Loves you stress balls*
- *Bubbles*
- *Valentine's tracts*

Put these items inside the goodie bags and pass them out at your February outreach!

Small things not intended for children under age 3.

An Easter Outreach

- *Gospel tract*
- *Wooden crosses*
- *Nylon string* for making necklaces with the crosses

Small things not intended for children under age 3.

Outreach Checklist

- **Tracts/Bibles**
- **Craft/Toys/bracelets**
- **Games/balls/equipment**
- **3-4 Tables/chairs/camp chairs**
- **Table covers (For book table and face painting table)**
- **Grill/cooking supplies**
- **Water bottles**
- **Ice/Ice chests**
- **Signs (FREE Hotdogs..)**
- **Food (hotdogs/ketchup/mustard)**
- **Paper boats/paper towels/trash bags**
- **Snacks**
- **Sunscreen/bugspray**
- **Hand sanitizer**
- **Baby wipes**
- **Face paint/brushes/sponges**
- **Containers/cups for water**
- **First aid kit**
- **Canopy (If needed)**
- **10-15 volunteers**

A large, irregular teal splatter graphic with fine lines radiating from its center, located in the upper left quadrant of the page.

FREE

HOTDOGS

WATER


PRAYER

A large, irregular teal splatter graphic with fine lines radiating from its center, located in the lower right quadrant of the page.



FREE

BIBLES



Closing Thoughts

Tip: To Easily access links, “right click” on a link and choose to open in a new tab!

If you were given this resource as a hard copy and you need the digital copy for the links, visit www.go4missions.com/resources for the PDF.

Below are some extra resources.

Other ideas: Snow Cones, popcorn machine,
bubble machine

white board/erase markers

for the 3 Circles - witnessing to a group or individuals

Spanish Resources:

Spanish Bibles for outreach

Tracts in Spanish

Purchase and make copies of the coloring resources for your church and outreach (by Leslie Bailey, with her consent)

English Coloring Book with Bible Memory Verses

Spanish Coloring book with Bible memory verses

The Coloring Page copies could be a part of a take home packet you create for your church or outreach.

(All of the items with links in this outreach resource are apart of an Affiliate Program and when you purchase the items listed by clicking a link, I will receive a very small commission on that sale. I appreciate your support of my family in missions.)

© 2026 Leslie Bailey

No part of this publication may be reproduced without permission.

Closing Thoughts about Following-up!


You may be wondering about what happens after an outreach! Here are some ideas for following up with your new friends.

- Actually get to know people! Learn their name, hear a little about their life, and (if they're comfortable) get contact information for following up.
- Try to follow up within a few days. A simple text checking in and asking how they're doing can make a huge impact.
- Create a care team. Have church members whose role is to maintain connections through texts, calls, prayer, acts of service, and encouragement.
- Invite people into further friendship to things like potlucks, game nights, small groups, service projects, and even meeting up for coffee often help people connect more naturally.
- Provide clear next steps. For example: Outreach → Follow up → Community Event → Small Group/Bible Study → Church Involvement.

Note: Try not to be too pushy about these. Mention them, and if interest is expressed, give specific dates & times.

- Pair individuals who are interested in faith with specific church members. Having someone who knows them, checks in regularly, and walks alongside them helps them feel they truly belong.
- Continue serving practical needs when possible. This shows that the church cares beyond a single event!

Some of our past outreaches in a local park serving hotdogs and praying for people:



Thank you for supporting a family in missions.

Your partnership means the spread of the Gospel and so you are invited to join in this Kingdom reach!



Bio:

Israel and Leslie Bailey have served with their family in missions in YWAM for 9 years and in ministry over 15 years total.

Israel grew up as a missionary's kid and Leslie as a pastor's kid. Israel started a journey on his own in missions with YWAM at the age of 20 and Leslie went to Christ for the Nations Institute at age 18 to prepare for ministry.

The Lord brought them together through missions in Mexico in 2004 and they married in 2005. Their hearts are for the least reached and the outcast.

Their missions journey has taken them many places and the Lord has used them in outreach and evangelism, mostly in Mexico, but also in Germany, Israel, and in Greece with refugees.

"This outreach model has worked in all areas we have traveled and we encourage you in taking your outreach wherever you go!

*Reaching into your local community is easier than it seems,
may God bless your efforts for His Kingdom!*

We appreciate your support and prayers as we continue in a life of faith, trusting God for our finances as we visit orphanages and villages in Mexico with the love of Jesus. If you feel God leading you to give a one-time donation or join in a monthly partnership, please see our website in the link below. God bless and keep you." - The Baileys

donate here:

[Website](#)

